

Little Anglers' Guide To Fishing

Welcome to the wonderful world of fishing!

Let's get outside, explore nature and maybe even catch your own dinner.
It's going to be a blast!



Go Fishing Victoria
More people fishing, more often



What's In Your Little Angler Kit?

Your kit contains everything you need to get hooked on fishing as a fun and exciting hobby that you can enjoy with school friends, neighbours and family. Fishing trips are full of adventure and can take you all across Victoria and beyond, creating lifelong memories and great stories to share. As a Little Angler, you're now part of a special club with thousands of other kids!

- fishing rod
- reel with fishing line
- tackle box
- hooks, swivels and lure
- carry case.



Getting started

To make it easy we've created videos on YouTube that explain:

1. how to rig your rod
2. the only fishing knot you need to know
3. pier, lake and estuary fishing

Reel in all this information and more at

www.vfa.vic.gov.au/littleanglerkit or by scanning here:



What is the Little Angler program all about?

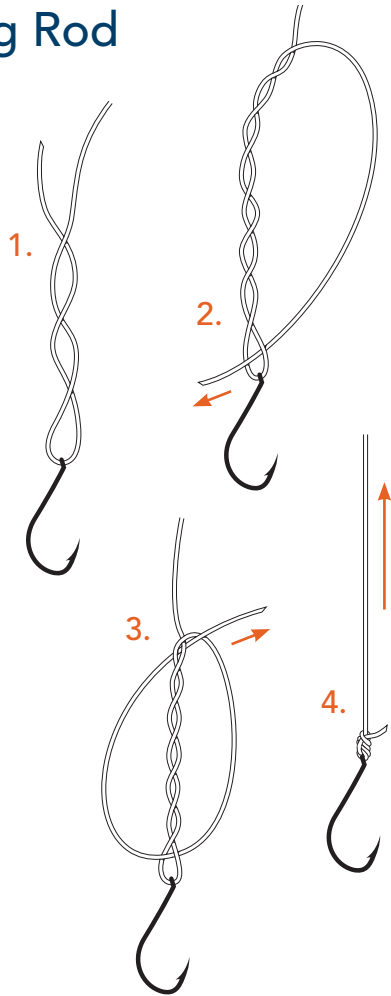
The Victorian Government is providing free Little Angler Kits for Grade 5 primary students because we want more children experiencing the natural world and spending time with friends and family in the great outdoors.

Rigging Your New Fishing Rod



Locked half blood knot

A simple and strong knot to tie line to hooks and swivels.

1. Pass the line through the eye of the hook and wind the tag end of the line around the main line five times.
2. Pass the tag end through the loop that has formed at the hook.
3. Bring the tag end up and pass it through the large loop that has been formed.
4. Wet the knot and tighten by pulling slowly and firmly on the main line.




Running sinker rig



Saltwater

Flathead

Whitebait



Lures



Squid



Baits: Pilchards, whitebait, squid.

Technique: Bait fishing over sandy bottom with a running sinker rig or soft plastic lure bounced off the sea floor.

Hot spots: Port Phillip Bay, Western Port, Mallacoota, Gippsland Lakes, Corner Inlet, Lake Tyers.

Peak season: October – March

Bream

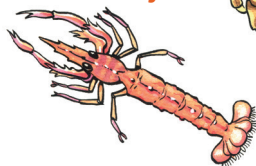
Sandworm



Crab



Bass Yabby



Prawn



Shrimp



Lures





Baits: Sandworms, bass yabbies, crabs, prawns, shrimps.

Technique: Bait fishing with a running sinker rig or casting lures.

Hot spots: Gippsland Lakes, Mallacoota, Lake Tyers, Glenelg River, Merri River, Maribyrnong River.

Peak season: June – November

King George whiting




Baits: Pipis, squid strips, mussels, pilchard pieces.

Technique: Bait fishing with a running sinker rig on the bottom.

Hot spots: Port Phillip Bay, Western Port, Corner Inlet, Anderson Inlet, Gippsland Lakes, Port Albert.

Peak season: December – May

Snapper



Baits: Pilchards, squid, silver whiting.

Technique: Bait fishing with a running sinker or soft plastic lure worked near the bottom.

Hot spots: Port Phillip Bay, Western Port, coastal Victoria

Peak season: October - May



Freshwater

Golden perch


Worm



Yabby



Shrimp



Lures



Baits: Small yabbies, worms, freshwater shrimp.

Technique: Bait fishing with a running sinker rig or casting and trolling lures.

Hot spots: Lake Eildon, Lake Eppalock, Wimmera River, Rocklands Reservoir, Goulburn River, Cairn Curran Reservoir, Lake Hume, Ovens River.


Peak season: October - April

Trout

Worm



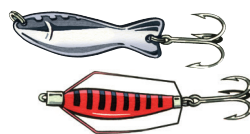
PowerBait



Mudcye



Lures



Flies



Float

Baits: Worms, mudcyes, grasshoppers, crickets, whitebait, PowerBait.

Technique: Bait fishing with a running sinker rig, float rig or casting and trolling lures.

Hot spots: Lake Purrumbete, Lake Bullen Merri, Lake Hume, Lake Eildon, Lake Dartmouth, Goulburn River, Ovens River, Upper Yarra River, Hopkins River, Lake Wendouree.

Peak season: September - June

Murray cod


Worm



Yabby



Bardi grub



Lures



Baits: Worms, yabbies, bardi grubs, cheese, raw chicken.

Technique: Bait fishing with a running sinker rig or casting and trolling lures.

Hot spots: Lake Eildon, Ovens River, Goulburn River, Lake Nagambie, Campaspe River, Broken River, Gunbower Creek, Loddon River.


Peak season: December - May

Redfin

Worm



Yabby



Lures



Baits: Worms, small yabbies, minnows.

Technique: Bait fishing with a running sinker rig or jigging and casting lures.

Hot spots: Lake Purrumbete, Lake Eildon, Lake Hume, Lake Eppalock, Rocklands Reservoir, Lake Fyans, Tullaroop Reservoir, Lake Wendouree.

Peak season: December - May



Safety

Keep your fishing safe by:

- going with a friend
- being careful with hooks and lures
- looking behind before casting
- handling fish carefully
- being conscious of the dangers associated with water
- protecting yourself against the elements (sunscreen, drinking water)
- letting someone know before you go
- washing your hands after handling sinkers, especially before eating or drinking.



Fish By The Rules

It's important to know the rules that apply to fishing such as bag limits and minimum sizes.

A **bag limit** is how many fish you are allowed to keep in **one day**.

A **minimum size** is how long (cm) a fish must be to **keep it**.

Fisheries Officers **educate** people about the rules and ensure **everyone** follows them.

You only need a fishing licence if you're aged between 18 and 70, unless exempt.

The free Recreational Fishing Guide lists all the bag and size limits. It's also available as a smartphone app called Vic Fishing.

