


1. Download the Vic-eCatch app to your iPhone or iPad


Install the real Vic-eCatch on your iPhone or iPad through Safari.

1. Tap on the **Safari icon** on the home screen.

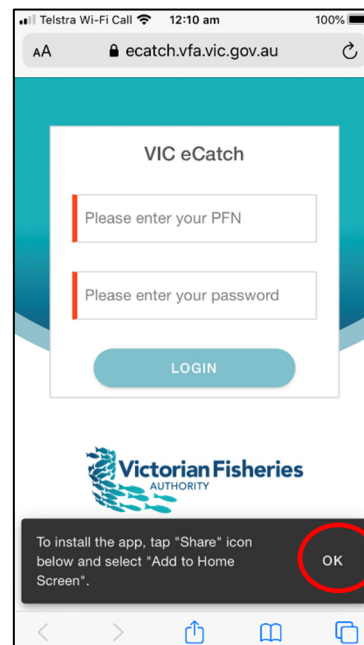


2. Type, or cut and paste the following into the search tab:
<https://ecatch.vfa.vic.gov.au/fisher/#/>

If you have your emails on your device, you can also tap on the link provided in the VFA email.




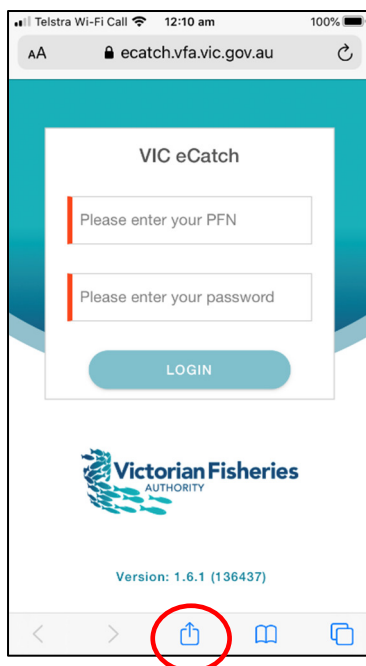
3. Click **OK** in the pop-up box.



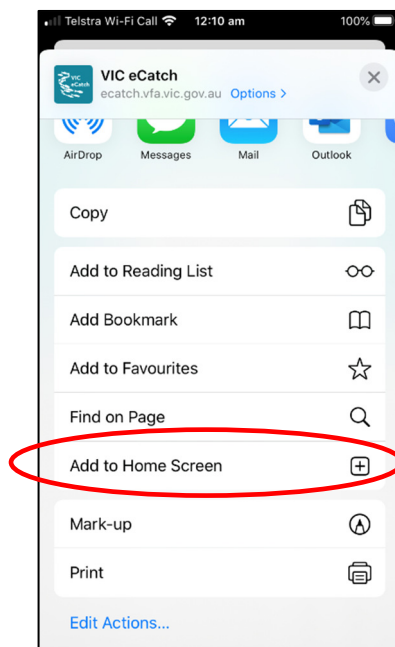
Apple Devices – Setting up Vic-eCatch



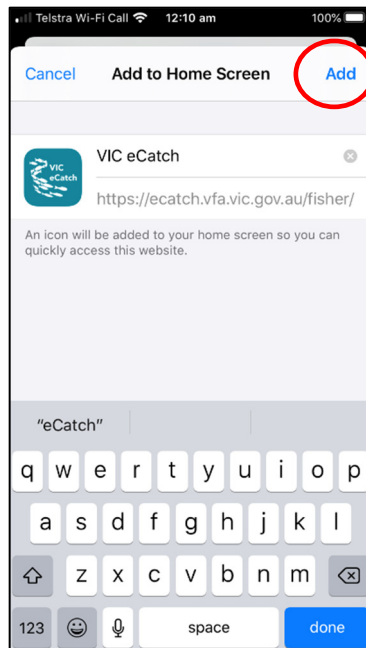
4. To save Vic-eCatch to your home screen, tap  at the bottom of your screen.



5. Tap on **Add to Home Screen**.



6. Click **Add**



7. The Vic-eCatch icon should now be on your home screen.

