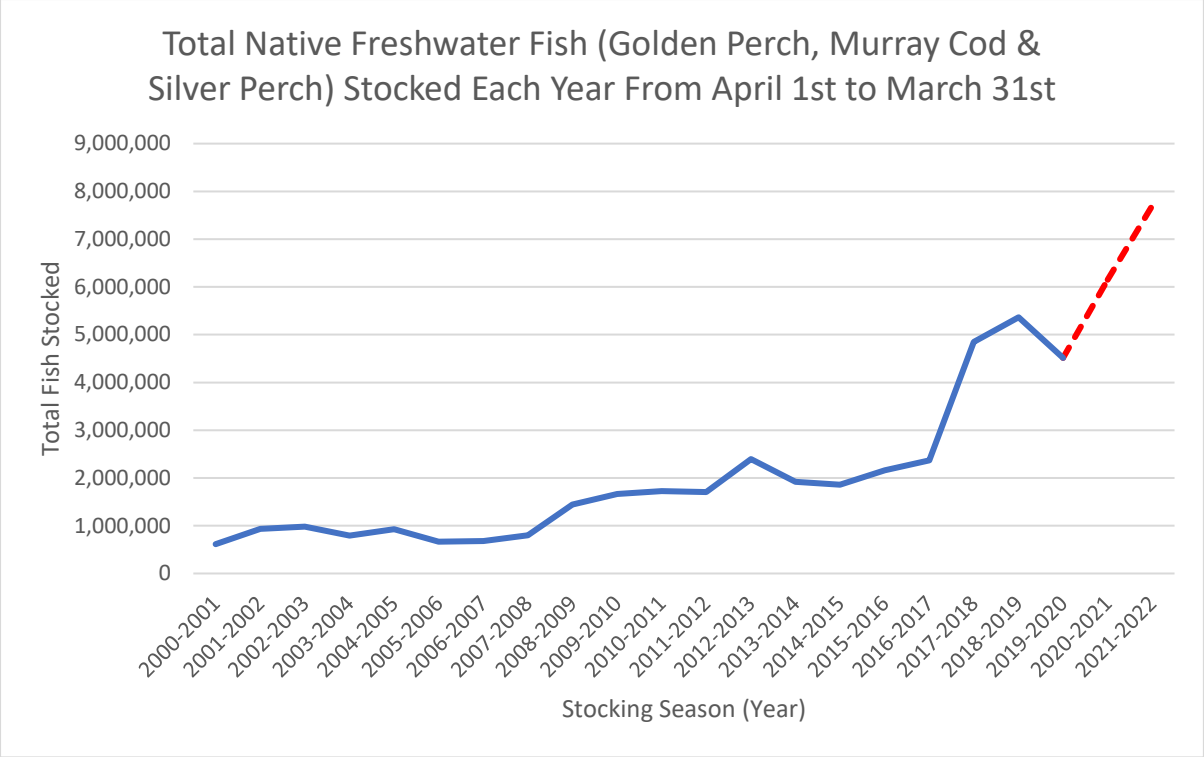
Total Native Freshwater Fish (Golden Perch, Murray Cod & Silver Perch) Stocked Each Year From April 1st to March 31st
Total Fish Stocked
9,000,000
8,000,000
7,000,000
6,000,000
5,000,000
4,000,000
3,000,000
2,000,000
1,000,000
0
2000-2001
2001-2002
2002-2003
2003-2004
2004-2005
2005-2006
2006-2007
2007-2008
2008-2009
2009-2010
2010-2011
2011-2012
2012-2013
2013-2014
2014-2015
2015-2016
2016-2017
2017-2018
2018-2019
2019-2020
2020-2021
2021-2022
Stocking Season (Year)

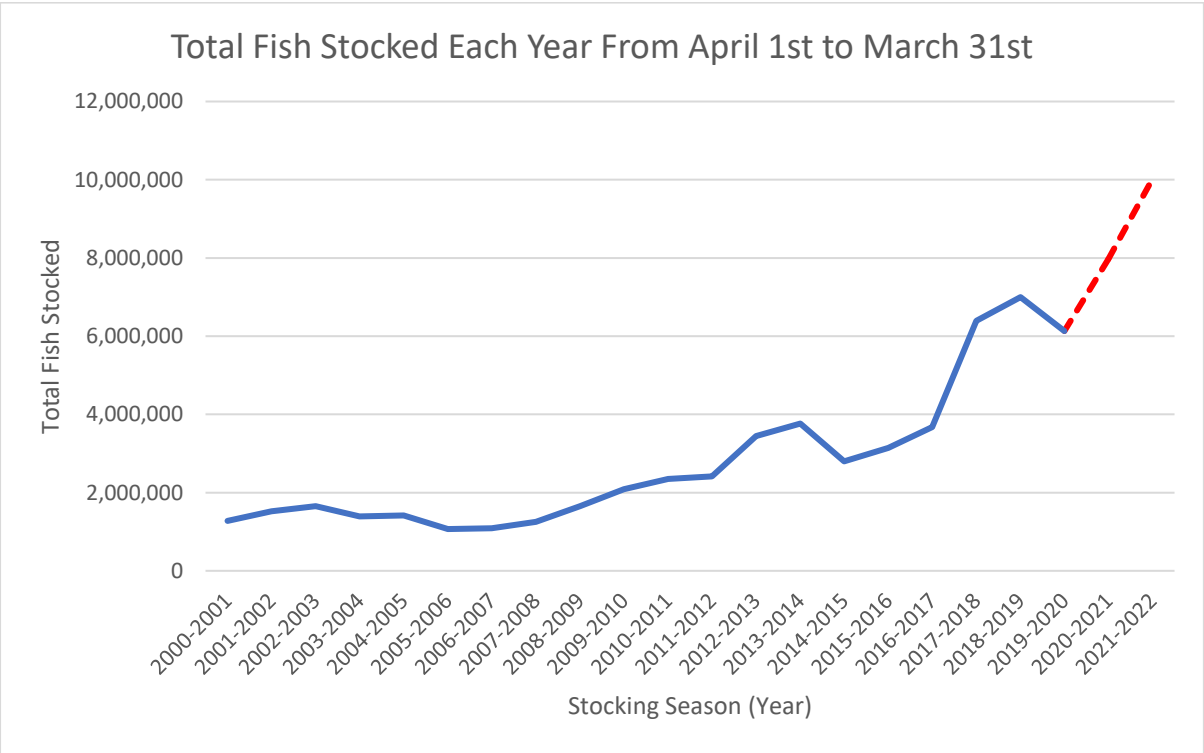
Total Fish Stocked Each Year From April 1st to March 31st
Total Fish Stocked
12,000,000
10,000,000
8,000,000
6,000,000
4,000,000
2,000,000
0
2000-2001
2001-2002
2002-2003
2003-2004
2004-2005
2005-2006
2006-2007
2007-2008
2008-2009
2009-2010
2010-2011
2011-2012
2012-2013
2013-2014
2014-2015
2015-2016
2016-2017
2017-2018
2018-2019
2019-2020
2020-2021
2021-2022
Stocking Season (Year)

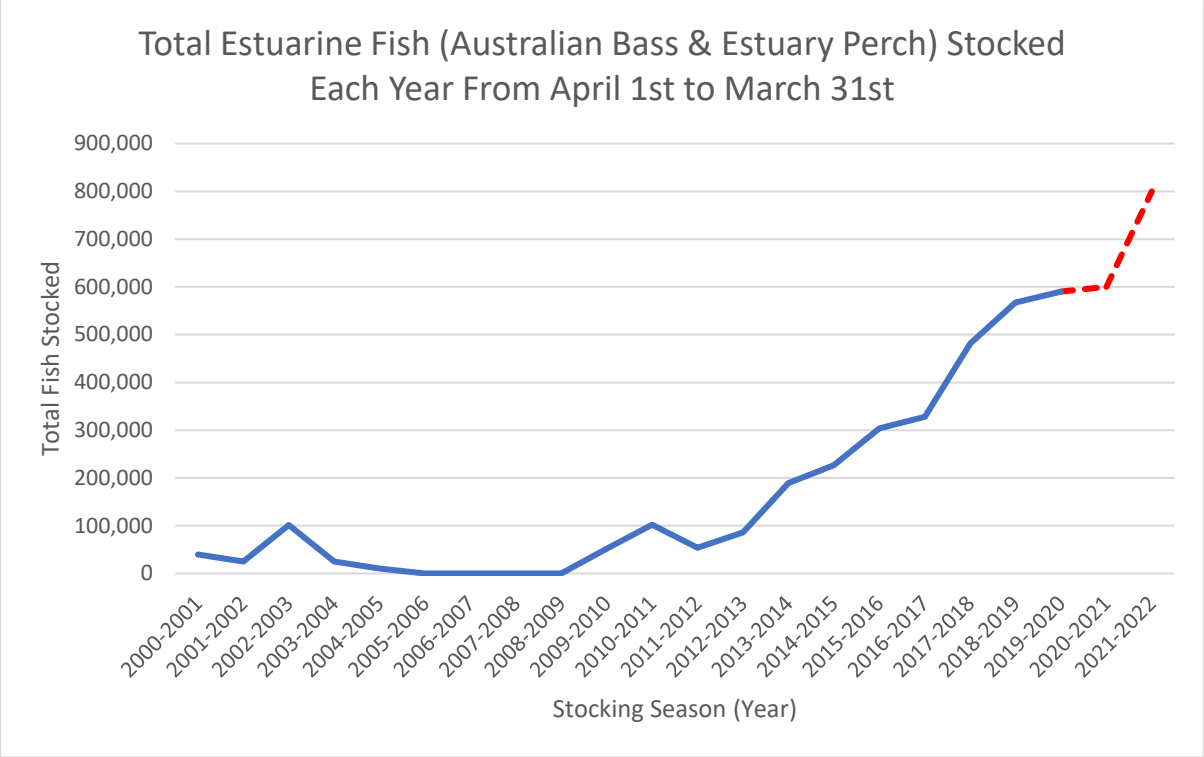
Total Estuarine Fish (Australian Bass & Estuary Perch) Stocked Each Year From April 1st to March 31st
Total Fish Stocked
900,000
800,000
700,000
600,000
500,000
400,000
300,000
200,000
100,000
0
2000-2001
2001-2002
2002-2003
2003-2004
2004-2005
2005-2006
2006-2007
2007-2008
2008-2009
2009-2010
2010-2011
2011-2012
2012-2013
2013-2014
2014-2015
2015-2016
2016-2017
2017-2018
2018-2019
2019-2020
2020-2021
2021-2022
Stocking Season (Year)

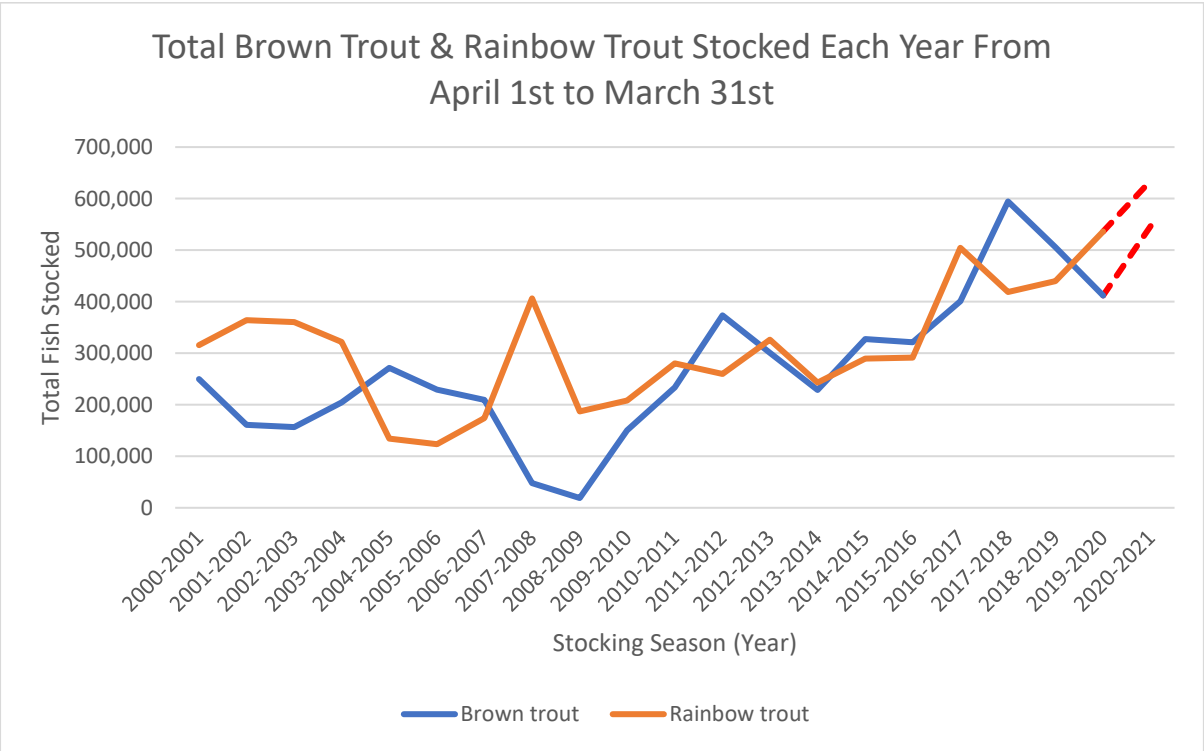
Total Brown Trout & Rainbow Trout Stocked Each Year From April 1st to March 31st
Total Fish Stocked
700,000
600,000
500,000
400,000
300,000
200,000
100,000
0
2000-2001
2001-2002
2002-2003
2003-2004
2004-2005
2005-2006
2006-2007
2007-2008
2008-2009
2009-2010
2010-2011
2011-2012
2012-2013
2013-2014
2014-2015
2015-2016
2016-2017
2017-2018
2018-2019
2019-2020
2020-2021
Stocking Season (Year)
Brown trout
Rainbow trout