


---

## PASSWORD RESET

---

### 1. From the login screen select

- I forgot my password.





GoFishVic Lobster Reporting System

Email

Password  

☐ Remember me [I forgot my password](#)



### 2. New screen

- Enter your email address used to create the account to receive the reset link
- Select Reset Password

### 3. Go to your email account inbox

- Locate the email from [noreply@vfa.vic.gov.au](mailto:noreply@vfa.vic.gov.au) titled 'Forgot Password GoFishVic'
- If you cannot locate this in your inbox check the junk/spam folder
- Select the [Click Here] in the email to enter a new password



- Please note there may be a time lag in receiving the email.
- Open the email and find the 4 digit code
- If you didn't receive the email, go back to forgot password screen and select didn't receive code, resend
- Forgot password screen type the 4 digit code and click verify one time passcode (OTP)



### Forgot password


Email  
user@email.com

VERIFY EMAIL

[Go to login](#)

#### 4. Enter New Password in both fields

- Then Save



Reset password

NEW PASSWORD

CONFIRM PASSWORD

SAVE

VICTORIA State Government

#### Further information available at the VFA Webpage:

- <https://vfa.vic.gov.au/recreational-fishing/gofishvic>

#### For Customer Support you can contact:

- [GoFishVic\\_Feedback@vfa.vic.gov.au](mailto:GoFishVic_Feedback@vfa.vic.gov.au)